

The Spare Tire

Palmetto A's of South Carolina

PO Box 8717

Columbia, South Carolina 29202


Model A Ford Club of America Chapter

Model A Restorers Club Region

Model A Ford Foundation, Inc.

Website: www.palmettoas.net

Facebook: [Palmetto A's of SC](https://www.facebook.com/PalmettoAsSC)



"A" Note from the President...

The Palmetto A's Annual Swap Meet at Smith and Jones Antique Auto Parts, was held June 11th & 12th with "set up" on the 10th. There are many people responsible for making this event a success. I first want to thank the volunteers who helped out with the preset-up as well as the set up and "take-down" on Friday and Saturday. A big thank you goes to Wes Porterfield and Danny Austin who manned the grill on Friday & Saturday. Also to those who manned the registration and food tables. A special thanks to Mark Temple for the club birthday cake, to Margaret Smith for her wonderful home-made ice cream and to Davin Smith for providing the site for our event. Without all their efforts we could not have had a successful swap meet.

For our **July 17th** outing, we are planning for a **breakfast at 8:30 at Lizards Thicket - 4616 Augusta Rd. Lexington.** Then we travel a short distance to **visit the Lexington County Museum. Admission is \$5 for adults and \$2 for children. (Cash or check only)** This will be a morning tour, hopefully before it gets too hot. Also, we hope to see folks that have joined our club this past year and have not been able to get to know us due to our limited outings this past year.

It's not too early to start thinking about our club officer elections. Nominations will be presented in October and elections will be in November. If you are interested in filling a position please contact me or one of our other board members. Note: per our by-laws, all club elected officers and directors are required to be members of MAFCA and MARC.

Remember, if your "A" is the "repair or restore shop", you can still be a part of the fellowship in your "modern." So let's dust'um off, gas'em up, and let's go "Model A'ing"!

John Cockerill

Palmetto A's Model A Club Meet & Tour

17 July, 2021



We will meet at 8:30 for breakfast at the Lizard's Thicket, 4616 August Rd, in Lexington. After breakfast we will be going to the Lexington County Museum. Admission to the museum is \$5 in cash or check only.



July Birthdays

Nancy McKinney - 7th

Gail Newman - 15th

Karen Lewter - 12th

Mike Petty - 12th

Jacci Barker - 23rd

Paul Laingen - 24th

Anniversaries

Mike & Karen Lewter - 12th



Board of Directors

President* - [John Cockerill](#) (803)446-3837

Vice President* - [Cheryl and Danny Austin](#) (803)351-5687

Secretary* - [Sharon Booth](#) (803)422-9846

Treasurer* - [Happy Begg](#) (803)622-0048

Newsletter Editor* - [Twila Cockerill](#) (803)446-5803

Membership Director - [Cheryl Austin](#) (803)351-5687

Past President - [Happy Begg](#) (803)622-0048

National Director* - [Wayne and Debbie Archeart](#) (803)960-0927

Member At Large - [Wes Porterfield](#) (803)331-0918

*Denotes Officer of the Club

Committee Chairs

Tour Director - [Cheryl and Danny Austin](#) (803)351-5687

Technical Director [Wayne Archeart](#) (803)960-0927

Librarian - [Davin Smith](#) (803)822-4141

Sunshine -

Palmetto A's Annual Picnic - Committee

Swap Meet - Committee

Christmas Party - Committee

Fundraising - [Dick Fraser](#)

Community Outreach - [John Begg](#)

Webmaster - [Happy Begg](#)

Website: [www.palmettoas.net](#)

WANTED:

NEWSLETTER EDITOR

FOR THE SPARE TIRE

Must have computer skills

Current newsletter editor willing to teach "the ropes"

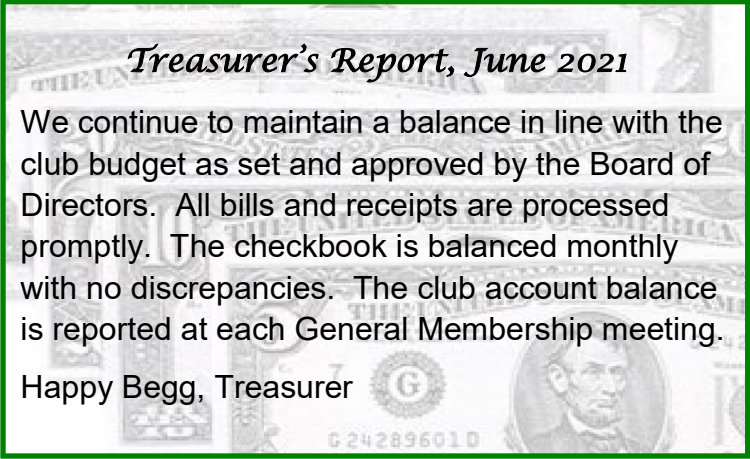
This is my seventh and final year as your newsletter editor. I have enjoyed working with everyone to publish *The Spare Tire* every month but it is time for someone new to take over. You all have until October to consider this position and I will answer any questions anyone has about being a newsletter editor. It can be fun and challenging at the same time. You get to work with a great bunch of people on the Palmetto Board of Directors and the club membership. And, like the sitcom Cheers, "It's where everyone knows your name!" So, give it some serious consideration and see me if you have questions.

Twila

Treasurer's Report, June 2021

We continue to maintain a balance in line with the club budget as set and approved by the Board of Directors. All bills and receipts are processed promptly. The checkbook is balanced monthly with no discrepancies. The club account balance is reported at each General Membership meeting.

Happy Begg, Treasurer



Editor's Note.....

The editor is recuperating and will return to duty just in time for the August newsletter.

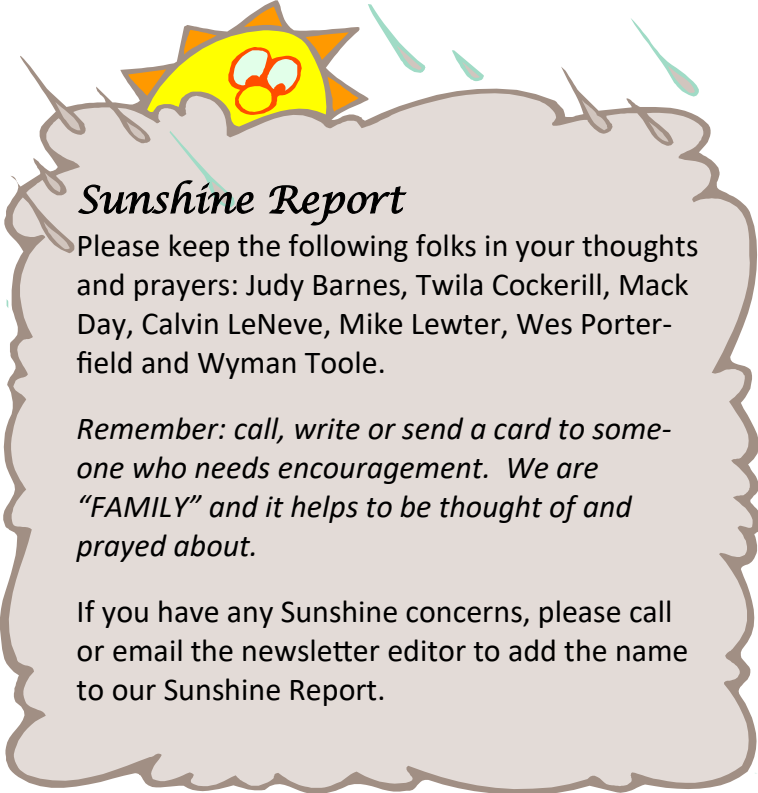
Twila

Sunshine Report

Please keep the following folks in your thoughts and prayers: Judy Barnes, Twila Cockerill, Mack Day, Calvin LeNeve, Mike Lewter, Wes Porterfield and Wyman Toole.

Remember: call, write or send a card to someone who needs encouragement. We are "FAMILY" and it helps to be thought of and prayed about.

If you have any Sunshine concerns, please call or email the newsletter editor to add the name to our Sunshine Report.



Palmetto A's 2021 Swap Meet



SET-UP AND TAKE-DOWN CREW

JOHN COCKERILL, WAYNE AREHEART, PAUL BOZARD, CHESTER KAY, MACK DAY, DAVIN SMITH, DICK FRASER, WES PORTERFIELD AND MARK TEMPLE



Jim's Tech Tip by Jim Cannon

Adding a Passenger Side View Mirror

There are several passenger side mirror options out there for us to add to our car, to see a bit better what traffic is over there. You can get a mirror that attaches to your door hinge, to your wind wing, etc.



But after you install it, you will discover that you really can't see much in it. It is almost useless, especially when trying to help you change lanes.

Here's my little Tech Tip: Add a small "bubble mirror" to the face of that flat mirror, using a couple of strips of two-sided tape. Hunt around for a bubble mirror that closely matches the diameter of your flat mirror. Look for them in auto parts stores, general merchandise stores, truck stops.

Now you will really be able to see what is on that side of the car or truck!

Enjoy the drive, and Have a Model A Day! Jim

Tiny Tips

PAINTING WHEELS

If you are painting your wheels and don't want to remove and reinstall the tires, here's a tip for masking the tires.

- deflate the tube
- break the tire beads from the wheels
- cut a "donut" from a sheet of heavy-duty plastic. The center of the donut is an 18" diameter circle and the outside of the donut is 32" (for 19" wheels). For 21" wheels, add 2 inches to these dimensions.
- Stretch the donut over the wheel allowing the plastic to drop down into the drop center of the wheel. The donut will cover the tire and can be taped in place with masking tape.
- Now, do the same thing with another plastic donut on the other side of the wheel.

ONE CAUTION: don't use the plastic donuts for priming and then for color coat painting (paint peels easily from the plastic and flaked paint will mess up your job). Make donuts for each paint procedure.

PREVENTING PAINT POPPING

If you have trouble with freshly painted wheels "popping the paint" when the lug nuts are tightened, "mask" the holes in the wheels with a set of ~~lug nut~~ ^{lug nut} spacers held in place with small strips of body caulking material. After the paint job, these spacers can be carefully removed. A light coating of lubricant on the tapered part of the lug nut will help prevent "popping the paint."

Submitted by Gene R. Bassage Palmyra, New York

Courtesy of MAFCA

DID YOU KNOW?

The MAFCA website has a list of Tech videos. Check them out here: <https://www.mafca.com/videos.html#technical>

CHECK YOUR ENGINE NUMBER

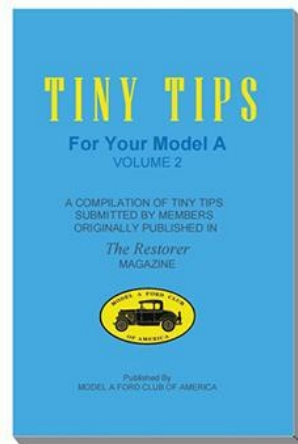
April 21: On the [Model A House website](#), there's a page where you can type in your Model A's engine number and it will show you the date the engine was stamped. [Give it a try by clicking here.](#) And check out all the interesting Model A information elsewhere on his site

Courtesy of MAFCA

New and Now Available

A Great Read Full of Fun Ideas

A Valuable Resource with Lots of Help



Order your copy of Tiny Tips Volume 2 for only \$15.95 plus shipping and handling. Call 562-697-2712 for your copy today.


The Forgotten Accessory

By Sherry Winkinhofer, Northwest Missouri Model A Ford Club

"From its place as simply a useful accessory, the decorative pin has become a most important detail of dress. It still performs the old function of enhancing the beauty of the person and adding distinction and dignity, but today it does more than that. The jeweled pin or bracelet, appropriately worn, forms the last in the perfection of the completed costume." -1928 Baird-North Jewelry catalog.

When we think of Model A era jewelry, what comes to mind? Necklaces are usually at the top of the list, closely followed by earrings and bracelets. But how often do you think about wearing a brooch or pin? The jewelry catalogs of the time have pages and pages devoted to pins of all types. The materials range from platinum and diamonds to paste and pot metal. There are cameos, mosaics, gemstones, pearls, and even coral and jade.

So why such a dearth in visibility? One of the reasons we tend to overlook this jewelry is its size. Pins and brooches are relatively small and do not show up well in pictures. I didn't realize this fact until I started researching the subject and quickly noticed how hard it was to find pictures with these details. With a lot of searching, I was able to round up a few pictures of ladies wearing pins for this article. Most of these are from advertisements or movie magazines.




A La Salle Car ad shows a bar pin matching our lovely lady driver's outfit-Good Housekeeping May 1930



These three actresses from a 1928 Metropolitan Studios publicity shot demonstrate three different styles of pins.



Ethel Barrymore wearing a brooch on her dress strap-Cosmopolitan magazine October 1929



A housewife with a circle brooch holding the draped accent on her dress-Good Housekeeping June 1928.



Notice the petite bar pin at the neckline in this illustration-Carson Pirie Scott & Co. 1928 Jewelry catalog.



Actress Polly Moran wears a lovely brooch on her coat-Picture Play magazine July 1928



Polly Moran wearing a stylized brooch-Silver Screen Magazine December 1931



Courtesy of MAFCA



Five States In 1929 Abolished Speed Limits

Maximum speed limits were abolished in five states in 1929, while 12 states raised the limit, with the objective of speeding up traffic, according to reports received by the California State Automobile Association. Kansas, Tennessee, Vermont and Wisconsin prescribe a speed that is "reasonable and proper". In effect, this means that speed is not to be considered prima facie evidence of reckless driving, and such cases will be considered on their merits.

With improved highways and added safety qualities in motor cars, the tendency throughout the country has been to speed up traffic, and each year finds the legislature of various states fostering proposals to abolish maximum speed laws.

SPEED LIMITS INCREASED
States which increased their speed limits by action of the legislature during 1929 are: California, from 25 miles per hour to 40; Delaware, from 30 to 35; Illinois, from 35 to 45; Minnesota, from 35 to 45; Nebraska, from 35 to 45; Nevada, from 45 to 50; New Mexico, from 35 to 45; Ohio, from 35 to 45; Pennsylvania, from 35 to 40; South Dakota, from 25 to 40; Texas, from 35 to 45, and Virginia, from 35 to 45.

A total of 11 states do not prescribe maximum speed laws. These are: Connecticut, Florida, Indiana, Kansas, Maine, Michigan, Montana, Tennessee, Vermont, Wisconsin and Wyoming.

The limits in other states range from 20 miles an hour in Massachusetts to 50 miles per hour in Nevada, with the majority of states placing the limit at between 35 and 45 miles an hour.


From "The Evening News, San Jose, California, Wednesday, August 27, 1930":

Cook's Corner.....

NO CHURN ICE CREAM

- 2 cups (16 oz) heavy whipping cream
- 1-14 oz can sweetened condensed milk
- 2 tsp vanilla extract

Whip whipping cream until stiff peaks form, about three minutes. Pour in condensed milk and vanilla extract and gently fold into whipped cream until well-combined. Pour into a freezer safe container and store in the freezer until the ice cream firms.



Model A Fun



Find 10 Things That are Different

God Bless
AMERICA
★ ★ ★ ★ ★
Land of the
FREE
★ ★ ★ ★ ★
Thanks to the
BRAVE
★ ★ ★ ★ ★

- 1. Left front bumper missing.
- 2. Side mirror is gone.
- 3. White line on asphalt is missing.
- 4. Missing door handle.
- 5. Lug nut is gone.
- 6. Logo on side of tank is added.
- 7. Emblem on back of tank is missing.
- 8. "Motor Oil" on side of tank is gone.
- 9. Head light is gone.
- 10. House in upper left covered with bushes.

Bentley's

Antique Auto Service, Inc.

We are a Full Service Shop, specializing in Model A Fords

We offer Award-Winning Paint and Bodywork

Expert Service and a Complete Machine Shop

678-407-1947 www.mymodela.com

Enjoy the Drive...

"ONE MILE AHEAD"

Smith and Jones

ANTIQUE AUTO PARTS

SPECIALIZING IN MODEL A AND MODEL T PARTS

60 Wisconsin St, W Columbia, SC 29170

Quality Parts • Same Day Shipping
• Established 1972 •

Order Desk 1-800-422-1928
1-803-822-4141 • Fax 1-803-822-8477

All Major Credit Cards Accepted



Davin E. Smith

Orders: www.snjparts.com
Email: snjparts@gmail.com

1-888-ANTIQUE jctaylor.com



55 Years Experience
Agreed Value Coverage
Superior Claims Service



Protect Your Antique With J.C. Taylor

Photo courtesy collectorcarmarket.com © 2011 Copyright VWI International, Inc.

The Henhouse Ministry

A Non-Profit Christian Organization

1556 Whetstone Rd Hwy # 3
Swansea, SC 29160
803-568-5499

Wednesdays 9am-3pm



The World's Largest Selection of 1909-31 Ford Parts


Snyder's

ANTIQUE AUTO PARTS

12925 Woodworth Rd. • New Springfield, OH 44443

Toll Free Ordering (888) 262-5712
or FAX (888) 262-5713

Order On-Line @ www.snydersantiqueauto.com



FREE Fully Illustrated CATALOG
\$10.00 outside the U.S., Canada, & Mexico



"HAVE AN "A" DAY"



Michael Butcher

1-888-879-6453

email: mike@mikes-afordable.com
www.mikes-afordable.com



Specialising in 1928 - 1931 Model A Ford Parts

Pardee's

Refrig. & Air Conditioning Inc.


★ Since 1937 ★

C. R. Pardee

1101 Miller Ave.
Columbia, SC 29203
(803) 779-2269

PO Box 3133
Columbia, SC 29230
Fax (803) 765-1558

TOM MACK




Classics

P.O. BOX 327 • PROSPERITY, SC 29127
TEL: (803) 364-3322 • FAX: (803) 364-2826
EMAIL: TMACK@TOMMACKCLASSICS.COM
WWW.TOMMACKCLASSICS.COM

Trading in Model A's since 1974.
Cell # 803-351-3695

ZAXBY'S



2320 Augusta Rd. • West Columbia • 803.739.1300
1759 S. Lake Dr. • Lexington • 803.996.6000
823 Hwy. 378 • Lexington • 803.785.4000

© 2015 Zaxby's Franchising, Inc. "Zaxby's" is a registered trademark of Zaxby's Franchising, Inc.

BRATTONS ANTIQUE AUTO PARTS



1606 BACK ACRE CIRCLE
MOUNT AIRY, MD 21771
Order # **800 255-1929**
Web: brattons.com

FREE 194 page illustrated MODEL A parts catalog
Catalog contains 3,200 Model A parts with full
descriptions and Picture of each part.
Supplying Quality by using over 90% U.S. parts
Serving the Model A restorer with parts since 1977

The Palmetto A's Model A Club , of MAFCA and MARC does not endorse or in any way approve or disapprove the use of any person or enterprise that advertises in *The Spare Tire* newsletter.



Down the Road

Is there a destination to which you would like to drive your Model A? Is there a lunch spot to which you would like to drive your Model A? Call or email Cheryl and Danny Austin at 803-351-5687, daustino02@sc.rr.com. They are looking for your ideas and input!

The Spare Tire

Due date for submissions
for the August 2021
issue is July 20th



Palmetto A's Schedule for 2021

- July 17** - Breakfast at Lizard's Thicket and visit Lexington County Museum
- August 21** - TBA
- September 11** - International Model A Day, Lone Star BBQ in Santee with the Low Country A's.
- October 16** - Picnic at St James Lutheran Church
- November 20** - TBA

Other Events of Interest

- 2021**
- September 9-11** [Charlotte AutoFair](#) Charlotte, NC
 - September 11** International Model A Day
 - September 17-18** 11th Annual Model A Day at the Gilmore Car Museum
 - October 6-9** [Hershey Fall Swap Meet](#) Hershey, PA
 - December 2-5** MAFCA National Awards Banquet, Ft Worth, TX
- 2022**
- April 1-3** MARC National Membership Meet Swan Lake, Plymouth, Indiana
 - June 5-11 MARC 2022 National Meet, Morgantown Pa
 - June 12-17** MAFCA National Convention Kerrville, TX

Annual Model A Day

Swap Meet

Fashion, Seminars, Food and Fun!

September 17th & 18th 2021 9-5pm

The Gilmore Car Museum
6865 W. Hickory Road
Hickory Corners, MI 49060

SAVE THE DATE

For more Info 269-615-3719 Jerry Morrissey
For Seminar Information Ken Ehrenhofer 630-697-3906
For Swap Reservations Mark Maron 847-302-7900

 **Model A Ford Club of America** 

Established 1957

"The Largest Car Club in the World Dedicated to One Type of Automobile"