

The Spare Tire

Palmetto A's of South Carolina

PO Box 8717

Columbia, South Carolina 29202


Model A Ford Club of America Chapter

Model A Restorers Club Region

Model A Ford Foundation, Inc.

Website: www.palmettoas.net

Facebook: [Palmetto A's of SC](https://www.facebook.com/PalmettoAsOfSC)




FORD DEALER & SERVICE FIELD

The Original International Monthly Magazine of the Ford Trade Field

Volume 29

May, 1928

Number 5



The FORDOR—

Now in Production

THE Fordor Sedan is the de luxe car of the new Ford passenger car line and has many new and exclusive features. The cowl sweeps down in a graceful curve to a narrow belt moulding which runs from the front of the hood on a straight line back and around the car, giving a long, low effect.

Adding much to the appearance is the roll belt effect below the windows and which rolls down to the narrow moulding. The top and rear quarter, with rounded corners, are covered with a pyroxylin coated material of a tan shade, in pleasing contrast with the body colors.

Nickeled windshield frame and a nickeled moulding at the juncture of the cowl and hood are other bits of refinement. Ventilators are found in the lower panels of the cowl on either side. The hardware is all nickeled in a conservative style of scroll effect and of uniform design.

The height of the body is 48 $\frac{3}{8}$ inches and height of the car from the road is 70 $\frac{3}{8}$ inches. There are 4 color options. Besides the special features described, the standard equipment is the same as included in other Model A Cars. Price, \$570 F. O. B. Detroit.

“A” Note from the President...

Unfortunately, pending stormy weather caused us to cancel our March picnic. Even though we didn't experience real bad weather as predicted, it was a windy and chilly day with scattered showers, not ideal for picnics or Model A'ing.

For April we are counting on much better weather as we have two opportunities to get the A's out and tour.

First, on Friday the 14th, we'll head to Greenwood to the Old 96 Swap Meet. Lunch will be available at the swap meet. We'll meet at the Irmo Wal-Mart, 1180 Dutch Fork Rd., Irmo, S.C. at 9:15 and depart at 9:30.

Second, on Saturday the 15th, we have a nice tour lead by Tom Mack to Buffalo, S.C. See Tom's plans for an exciting tour just below. **Note part of the tour includes a tour of the Rose Hill Plantation at a cost of \$6.00 per senior and there is a limit on the amount of folks per tour so we need a headcount of those planning to participate in the tour of the home no later than April 9th.**

This does not limit the number of folks going on the main tour for the day.

Let's keep those on our prayer list in our thoughts. We hope to see them rejoin us soon! Remember as always, if your "A" is in the "repair or restore shop," you can still be part of the fellowship in your "modern". **So let's dust'um off, gas'em up, and let's go "Model A'ing!"**

John Cockerill

PALMETTO A'S APRIL TOUR

The participating tourers will meet at WalMart in Irmo on Saturday morning, April 15 at 8:30 AM. Danny Austin will lead the group up Highway 176, and we will meet up with y'all in Pomaria. We'll have a comfort stop in Whitmire and then tour to Rose Hill Plantation, which is the home of SC Governor William Gist who was the 68th governor of our state. Governor Gist was one of the instigators of secession. We have reservations for a tour of the home at 10:00 AM and tour are \$6.00 for seniors. She can accommodate up to 20 people for the tour and the tour takes approximately 45 minutes. After that, we will take some "Model "A" roads to the outskirts of Buffalo, South Carolina and enjoy a Bar B Que lunch at the world famous Midway BBQ. Their menu is extensive and everything is ala carte'. After that, I'll lead a walkie-talkie driving tour of some famous spots in the city of Union, SC before heading home. As we need an approximate head count for the folks at Rose Hill, please let us know your intentions by Sunday evening, April 9 (Easter). You can call or text Sherry at 704-661-5646 or Tom at 803-351-3695. Fill 'em up and please remember your walkie talkies...

Tom Mack

Board of Directors

- President* - [John Cockerill](#) (803)446-3837
- Vice President* - [Happy Begg](#) (803)622-0048
- Secretary* - [Debbie Areheart](#) (803)960-6497
- Treasurer* - [Dick Fraser](#) (803)622-7582
- Newsletter Editor* - [Twila Cockerill](#) (803)446-5803
- Membership Director - [Cheryl Austin](#) (803)351-5687
- Past President - [Happy Begg](#) (803)622-0048
- National Director* - [Wayne and Debbie Areheart](#) (803)960-0927
- Members At Large - [Bruce Edge](#) (803)206-4207
- [Dan Ward](#) - (864)415-5496

*Denotes Officer of the Club

Committee Chairs

- Tour Director - [Cheryl and Danny Austin](#) (803)351-5687
- Technical Director [Wayne Areheart](#) (803)960-0927
- Librarian - [Davin Smith](#) (803)822-4141
- Sunshine - We need a volunteer!
- Palmetto A's Annual Picnic - Committee
- Swap Meet - Committee
- Christmas Party - Committee
- Fundraising - [Dick Fraser](#)
- Community Outreach - [John Begg](#)
- Webmaster - [Happy Begg](#)
- Website: www.palmettoas.net

17th Annual

**All Model A Parts Swap Meet
Old 96 District Model A Club**

314 Old Mount Mariah Road • Greenwood, SC 29646
(On Rt. 221 Between 25 and Rt. 225)

April 14 - 15, 2023

Friday 8:00 AM - 5:00 PM

Saturday 8:00 AM - UNTIL



MODEL A DISPLAY AREA

Admission	\$2.00 per adult
Car Corral	\$10 for both days
Vendor Space	\$25.00 per-registration \$30.00 at the gate

Lunch will be available

Door Prizes & 50 / 50 drawing daily

Email: swreynolds@centurylink.net

Information: Warren Reynolds (864) 980-7937 or Ralph Roub (864) 992-3230

This will be a FRIDAY tour. We will depart from the Walmart in Irmo at 9:30 and travel to Greenwood.



Down the Road

Is there a destination to which you would like to drive your Model A? Is there a lunch spot to which you would like to drive your Model A? Call or email Cheryl and Danny Austin at 803-351-5687, daustino02@sc.rr.com. They are looking for your ideas and input!



Palmetto A's Schedule for 2023

April 14 - Old 96 Swap Meet. Leave from the Walmart in Irmo at 9:30.

April 15 - Rose Hill Plantation & Museum. Lunch at Midway BBQ in Buffalo, SC. SEE PAGE 2 FOR COMPLETE INFO.

May 13 - Meeting with Low Country A's and other Clubs at Edisto Memorial Gardens in Orangeburg. Lunch at Antley's BBQ Buffet

June 16,17 - (Set up on the 15th) Annual Swap Meet at Smith & Jones.

PLEASE NOTE: DATES AND PLACES ARE SUBJECT TO CHANGE!

Other Events of Interest

2023

April 13-16 [Charlotte AutoFair](#)

April 14-15 - Old 96 17th Annual All Model A & Model T Parts Swap Meet

April 14-16 - [MARC Membership Meet](#) in Bay City, Michigan

July 16-21 - [MAFCA National Tour](#) "Backroads to the Classics" in Indiana/ Michigan hosted by Southeastern Tour Group

July 30-August 4 - [MARC National Meet](#) in West Chester Township OH

September 15-16 - 12th Annual Model A Days at the MAFFI Museum in Hickory Corners MI

September 16 - International Model A Day





April Birthdays
 Mary Day 12th
 Wes Porterfield 12th
 Fred Luce 20th

Anniversaries
 Curt & Nancy Rye 8th
 Fred & Joy Luce 15th
 Davin & Alinia Smith 24th



Sunshine Report

Please keep the following folks in your thoughts and prayers: John Cockerill, Mack & Mary Day, Wes Porterfield and Pat Robbs

Remember: call, write or send a card to someone who needs encouragement. We are "FAMILY" and it helps to be thought of and prayed about.

If you have any Sunshine concerns, please call or email the newsletter editor to add the name to our Sunshine Report.

Treasurer's Report, March, 2023

We continue to maintain a balance in line with the club budget as set and approved by the Board of Directors. All bills and receipts are processed promptly. The checkbook is balanced monthly with no discrepancies. The club account balance is reported at each General Membership meeting.

Dick Fraser, Treasurer

DID YOU KNOW?

The MAFCA website has a list of Tech videos and listed below are the newest additions.

Check them out here: <https://www.mafca.com/videos.html#technical>

RECENT VIDEOS

The following videos have been added to our [VIDEOS](#) page:

Category	Video Title	Date Posted
Technical NEW	Resolving the "Death Wobble" by Repacking Bearings	02/12/23
Miscellaneous NEW	Classic Car Insurance Explained	02/12/23
Historical NEW	First Documented Sighting of a Ford Model A	02/12/23
Technical NEW	'29 Tudor Interior - Part 7	02/12/23
Technical NEW	Replacing Distributor Bushings	02/12/23
Technical NEW	Model A Timing by Les Andrews - 2 parts	12/30/22
Technical NEW	An Adjustable Drag Link to Correct Steering Issues	12/10/22

Quick & Easy!

Isolating an electrical fault:

by Tom Endy

Most Model A owners today have installed a fuse mod on the top of their starter. This is certainly a prudent thing to do; a blown fuse is much better than having a fire in the car.

Once a blown fuse has occurred, the next step is to determine where the short circuit exists that caused it to blow. This can be accomplished rather quickly by a method of isolation. There are three areas on the car where a short circuit is most likely to occur.

1. **In the light bail located at the bottom of the steering column, which consists of all the switching circuitry for the car's lights. This is the most common fault area.**
2. **Inside the terminal box located on the firewall where a number of connections come together and can easily short out against the armored ignition cable.**
3. **Behind the dash panel where connections to the ammeter and dash light are located that can easily short out against the dash.**

The first effort to isolate the fault is to unhook the three wires attached to the terminal post on the cutout switch, which sits on top of the generator. If you have an alternator the three wires are attached to the output terminal post of the alternator. Disconnect the three wires and spread them out so they don't touch anything.

One of the three wires comes from the terminal box on the firewall and provides battery power. A second wire runs down to the light bail, and the third wire goes off to the ahooguh horn.

Install a new fuse. If it does not blow you have eliminated the terminal block on the firewall and the dash panel as the culprit. If there is a short in either of these two places it would have blown the new fuse. Next connect the wire from the terminal block to the wire that runs to the ahooguh horn. If the fuse does not blow you have eliminated the ahooguh horn. Next hook these two wires back onto the terminal post of either the cutout or the alternator. If the fuse does not blow you have eliminated the

cutout, generator, or alternator. This leaves only the light bail as the likely culprit.


Inside the light bail is a rat's nest of wires and switch contacts that could be oil soaked from a leaking steering box. If the light bail assembly is a poor quality repo, chances are there are wire whiskers and poor connections involved. If you are out on the road it is best to fool with further trouble shooting of the light bail at home. You can drive the car with the light bail wire disconnected. Just keep in mind you won't have any lights, including brake lights.

If a new fuse blew when you installed it after disconnecting the three wires from the cutout, the fault is likely in the terminal block on the firewall or behind the dash panel, and not in the light bail, ahooguh horn, cutout, generator, or alternator.


Start with the terminal box. Remove the cover and inspect for loose and shorting wires. A poor quality repo terminal box can also have one of the terminal threaded shafts shorted out behind the box. It is possible for the threaded shaft to back off and touch the firewall.

If the terminal box appears to be ok, remove the dash panel and inspect for loose and shorted wires on the back of the ammeter.

If you follow this procedure you will quickly locate the fault 95% of the time. However, a subtle electrical fault could possibly be lurking somewhere else that may not be as obvious. ☺



This particular Model A has a second fuse circuit to accommodate a Borg Warner overdrive. The tie wraps are to provide a means to easily remove the fuses when the car is not in Use.



S. Pargeter

Santa Anita A's Member, Tom Endy; Editor of the Victoria Association Newsletter (The Bustle) for the past 20 years, has created the 20+ years of the work. Some of the articles and documents have been featured in the MAFCA Restorer Magazine, other club's websites, and some are not published anywhere but here: santaanitaas.org/tom-endys-tech-articles/. Enjoy, utilize, and learn!

Model A Ford Technical Questions

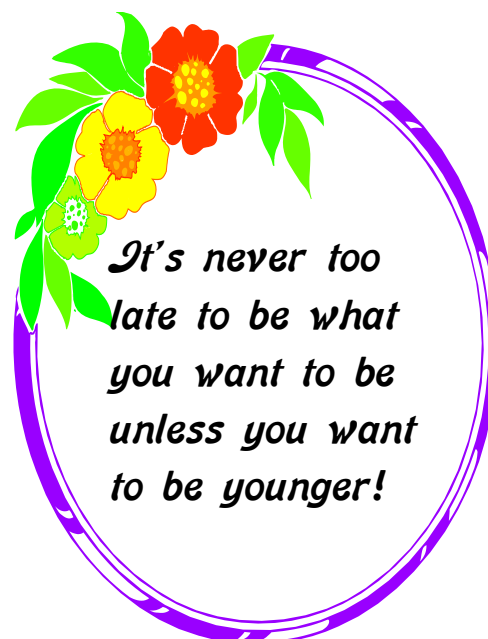
Paul Shinn has gathered a group help answer your technical questions about Model A's. The group includes MAFCA's current tech director and several past tech directors. You can email your questions and concerns to:

ModelATechQuestions@gmail.com


Who knows, you may even see your question answered in *The Restorer!*

NEED HELP WITH YOUR MODEL A?

IS YOUR PROBLEM SOMETHING THAT COULD BE ADDRESSED BY THE CLUB "TECH TEAM?" WAYNE AREHEART AND THE "TECH TEAM" ARE LOOKING FOR SMALL JOBS THAT WOULD PROVIDE A "LEARNING" TECH SITUATION FOR THE CLUB. FOR MORE INFORMATION, PLEASE CONTACT WAYNE at dareheart@sc.rr.com or JOHN COCKERILL AT johnwilac@yahoo.com.



It's never too late to be what you want to be unless you want to be younger!



CRANK - A-17036-x

There were 7 different cranks for the Model A:

Year	Fits	Finish	Lugs(1)	Throw (2)
1927 (script)	11/16"	cadmium	90°	8"
Jan 28-June 28	11/16"	cadmium	90°	7 1/2" or 8"
March 1928	13/16"	cadmium	in-line	7 1/2"
Apr-May 28	13/16"	black	in-line	7 1/2"
June 28-Oct 29	13/16"	black	90°	8"
Nov 28	13/16"	black	in-line	8"
Dec 29-end	13/16"	black	in-line	7 1/2"

1 - the angle between a line through two lugs and the center member
 2 - Distance between the handle and the member carrying the lugs, measured along the center member.

For more information, consult the Model A Restoration Guidelines and Judging Standards, Chapter 17

Courtesy of MAFCA



Cook's Corner.....

No Churn Vanilla Ice Cream

- 2 c **COLD** heavy cream
- 14 oz sweetened condensed milk
- 1 tsp vanilla extract
- pinch of sea salt

Place a loaf pan in the freezer to chill. In a large mixing bowl, use an electric mixer to beat the heavy cream until soft peaks form. Gently fold in the condensed milk, vanilla and pinch of salt. Remove the loaf pan from the freezer and pour mixture into the loaf pan. Place in a level spot in the freezer and chill for 6-8 hours or until the ice cream is set.

Scoop and serve!



The Spare Tire

**Due date for submissions
for the May 2023
issue is April 20th**



CLICK HERE FOR MAFFI APPLICATION

<https://www.maffi.org/WSContent/Download/membershipapp2022.pdf>

A World Magazine
A MAFCA Publication

Have you downloaded the most recent edition of A World Magazine? Click on the link, download the magazine and print! This is a great magazine with fun for all ages!

<http://www.mafca.com/downloads/Youth/A-World.pdf>

The Palmetto A's is a not for profit organization with chapter affiliations with MAFCA and MARC. The organization is dedicated to the preservation and the restoration of the Model A Ford automobile and supports membership in the national organizations dedicated to the same purpose. Palmetto A's is one of the oldest Model A Clubs in the nation, having been active for over 61 years. Monthly meetings are generally held the third Saturday of the month, time and location announced in **The Spare Tire**, the club's monthly newsletter. Palmetto A's membership dues are \$25 per year.

Members are encouraged to join the following national clubs:

- Model A Ford Club of America.
Annual dues are \$50 and include a subscription to **The Restorer Magazine** from MAFCA, 250 South Cypress St., La Habra, CA 90631 and
- Model 'A' Restorers Club
Annual dues are \$50 and include a subscription to the **Model 'A' News Magazine** from MARC, 6721 Merriman Road, Garden City, MI 48135

[CLICK HERE FOR MAFCA MEMBERSHIP APPLICATION](#)

Benefits of National Club Memberships

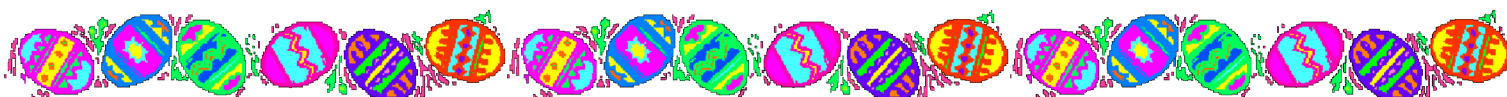
Membership in MAFCA includes the following:

- A one year subscription to The Restorer, our award-winning bi-monthly magazine including free classified ads.
- The right to register and participate in all National and Regional MAFCA meets
- Voting privileges in National elections of officers and by-laws revisions
- Free classified advertising on the MAFCA web site and posting of photo of your car in the Photo Album section
- Technical advice to help restore your Model A and keep it in top shape

National MARC Membership Includes:

- Six issues each calendar year of our award-winning, international, bi-monthly Model 'A' News magazine.
- Includes detailed technical and Era fashion articles, Model A historical articles, coverage of National Meets and Region News, classified ads, and vendor ads - a great source of information for parts and services.
- From 64 to 72 pages each issue. Excellent quality coated paper with color, and black and white photography.

[CLICK HERE FOR MARC](#)





Pinestraw Brothers
Lexington, SC

Gary Areheart
803.606.9250


Wayne Areheart
803.960.0927

dareheart@sc.rr.com

"ONE MILE AHEAD"
Smith and Jones
ANTIQUE AUTO PARTS
SPECIALIZING IN MODEL A AND MODEL T PARTS
60 Wisconsin St. W Columbia, SC 29170

Quality Parts • Same Day Shipping
• Established 1972 •

Order Desk 1-800-422-1928
1-803-822-4141 • Fax 1-803-822-8477
All Major Credit Cards Accepted



Davin E. Smith

Orders: www.snjparts.com
Email: snjparts@gmail.com

Bentley's
Antique Auto Service, Inc.
We are a Full Service Shop, specializing in Model A Fords
We offer Award-Winning Paint and Bodywork
Expert Service and a Complete Machine Shop
678-407-1947 www.mymodela.com
Enjoy the Drive...



803-568-5499

The Henhouse Ministry

A Non-Profit Christian Organization

Open Wednesdays
9am-3pm

PO Box 203 1556 Whetstone Rd.
Hwy #3
Swansea, SC 29160

thehenhouseministry@gmail.com

The World's Largest Selection of 1909-31 Ford Parts

Snyder's
ANTIQUÉ AUTO PARTS

12925 Woodworth Rd. • New Springfield, OH 44443

Toll Free Ordering (888) 262-5712

or FAX (888) 262-5713

Order On-Line @ www.snydersantiqueauto.com



FREE Fully Illustrated CATALOG
\$10.00 outside the U.S., Canada, & Mexico

"HAVE AN 'A' DAY"



Michael Butcher

1-888-879-6453

email: mike@mikes-afordable.com

www.mikes-afordable.com



Specialising in 1928 - 1931 Model A Ford Parts

Pardee's
Refrig. & Air Conditioning Inc.
* Since 1937 *

C. R. Pardee

1101 Miller Ave.
Columbia, SC 29203
(803) 779-2269

PO Box 3133
Columbia, SC 29230
Fax (803) 765-1558

TOM MACK 1-(888) TOM-MACK



Classics

P.O. Box 327 • PROSPERITY, SC 29127
TEL: (803) 364-3322 • FAX: (803) 364-2826
EMAIL: TMACK@TOMMACKCLASSICS.COM
WWW.TOMMACKCLASSICS.COM

Trading in Model A's since 1974.
Cell # 803-351-3695

ZAXBY'S



2320 Augusta Rd. • West Columbia • 803.739.1300
1759 S. Lake Dr. • Lexington • 803.996.6000
823 Hwy. 378 • Lexington • 803.785.4000

© 2015 Zaxby's Franchising, Inc. "Zaxby's" is a registered trademark of Zaxby's Franchising, Inc.

BRATTONS ANTIQUE AUTO PARTS



1606 BACK ACRE CIRCLE
MOUNT AIRY, MD 21771

Order # **800 255-1929**

Web: brattons.com

FREE 194 page illustrated MODEL A parts catalog
Catalog contains 3,200 Model A parts with full
descriptions and Picture of each part.

Supplying Quality by using over 90% U.S. parts
Serving the Model A restorer with parts since 1977

The Palmetto A's Model A Club, of MAFCA and MARC does not endorse or in any way approve or disapprove the use of any person or enterprise that advertises in *The Spare Tire* newsletter.