



The Spare Tire


Palmetto A's of South Carolina

Columbia, South Carolina

Model A Ford Club of America Chapter
Model A Restorers Club Region
Model A Ford Foundation, Inc.

Website: www.palmettoas.net

Facebook: [Palmetto A's of SC](https://www.facebook.com/PalmettoAsofSC)



"A" Note from the President...

First let me start by thanking all who supported the Epworth Annual Fund Raiser. There were nine Model A's representing our club. A few of us were not able to attend as we were on tour with the Southeastern Tour Group doing the Natchez Trace Parkway Tour. Our second April event started with breakfast at the Lizard's Thicket in Irmo and then we traveled to Greenwood to attend the Old 96 Swap Meet. We had 7 A's and 3 "moderns" for breakfast and 6 A's and 2 "moderns" to travel to Greenwood. Happy Begg lead us on a very pleasant drive with only one short road side "tech session", that John and Happy were able to remedy in short order with the loan of a part from Orville Booth. Orville has a "magic trunk" on the back of his A that seems to have whatever part or tool one might need. After enjoying lunch with the Old 96 Club, we headed back to Columbia, with a short stop for some ice cream, ending a great day to be driving our Model A's.

This month we have two events happening on the same day. On May 18th we will travel to Ridge Spring to enjoy the Magnolia Ridge Antiques and Arts Festival, (you may want to bring a chair) then continue on for an early supper at Old McDonalds Fish Camp. (See details on front page) If you've not been to either then I think you'll be in for a treat.

Another event coming June 1st; our club has been invited to join the Shade Tree A's in Millen, GA. at the Magnolia Springs State Park for lunch. They are providing the chicken; we need to bring a side dish and drink. The State Park entrance fee is \$5 per car or \$3.75 if you're a Veteran. We need to give a headcount not later than 24 May to the Shade Tree A's. (see front page for place and time of departure)

Also this year due to scheduling of other major events, we have moved our annual Swap Meet to June 21-22, with set up on Thursday the 20th. So mark your calendars. More info on this to follow.

Twila and I are again looking forward to sharing fun times with our "Model A family" this month as we continue to enjoy our wonderful Model A's. So "Dust'em off", "Gas'em up" and lets go Model A'ing!!!

John Cockerill

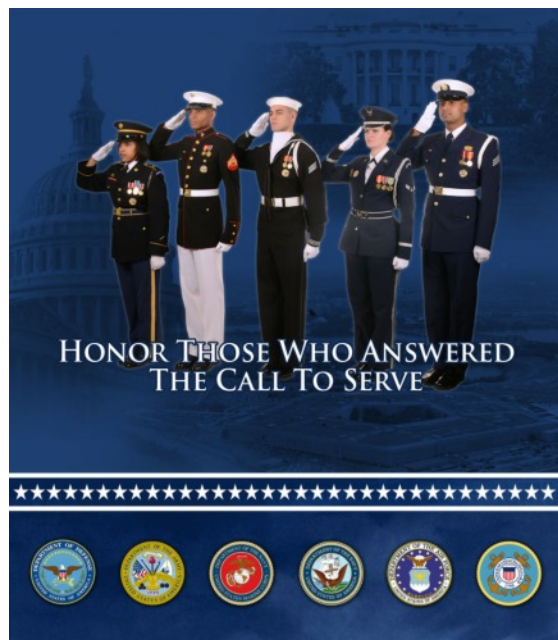
Saturday, May 18

Magnolia Farms Antique and Arts Festival in Ridge Spring and Old McDonald Fish Camp, North Augusta, SC. We will depart at 10:00 am from the Kmart in Lexington (748 W. Main St.) Please bring chairs for our Magnolia Farm stop. We need to be at the Old McDonald Fish Camp, 355 Currytown Rd, North Augusta, at 3:45 for an early dinner.



Saturday, June 1

A tour to Magnolia Springs State Park in Millen, GA with the Shade Tree A's. They will provide fried chicken, we will bring sides and drinks. We will leave from the IGA in Gaston (185 Main St N) at 6:30 am. We will need a head count by May 24. There is a State Park Car fee of \$5.00 per car or \$3.75 for Veterans. We will have a sign up sheet at the May 18 meeting.





May

Birthdays

- Barbara Dye - 5th
- Davin Smith - 9th
- Cole McKinney - 11th
- Harold Jones - 17th
- Frank Sox - 22nd
- Chuck Lyons - 27th
- Wyman Toole - 30th

Anniversaries

- Tom & Sherry Mack - 3rd
- Frank & Bobbie Sox - 9th

Board of Directors

- President* - [John Cockerill](#) (803)446-3837
- Vice President* - [Cheryl and Danny Austin](#) (803)351-5687
- Secretary* - [Sharon Booth](#) (803)422-9846
- Treasurer* - [Happy Begg](#) (803)622-0048
- Newsletter Editor* - [Twila Cockerill](#) (803)446-5803
- Membership Director - [Cheryl Austin](#) (803)351-5687
- Past President - [Happy Begg](#) (803)622-0048
- National Director* - [Judy Barnes](#) (803) 776-9422
- Member At Large - [Wes Porterfield](#) (803)749-5649

*Denotes Officer of the Club

Committee Chairs

- Tour Director - [Cheryl and Danny Austin](#) (803)351-5687
- Technical Director - [Wayne Areheart](#)
- Librarian - [Davin Smith](#)
- Sunshine -
- Palmetto A's Annual Picnic - Committee
- Swap Meet - Committee
- Christmas Party - Committee
- Fundraising - [Dick Fraser](#)
- Community Outreach - [John Begg](#)
- Webmaster - [Happy Begg](#)
- Website: www.palmettoas.net



Editor's Note...

Ah! May! We have waited so long! Each weekend of May has a celebration or holiday; Cinco de Mayo, Mother's Day, Armed Forces Day and Memorial Day. The last two are bound directly to our freedoms. We will be on the road on Armed Forces Day, heading to McDonald's Fish Camp. On Memorial Day, let us remember the men and women who have served our country - past, present and future. Between John and I, we have family members that have served in every war and conflict fought by United States soldiers including the Revolutionary War. And we have a grandson that is considering a military adventure. So, as you enjoy your baseball, hot dogs, apple pie and lemonade on Memorial Day, remember why we have an extra day for the weekend!

Twila

Treasurer's Report April, 2019

We continue to maintain a balance in line with the club budget as set and approved by the Board of Directors. All bills and receipts are processed promptly. The checkbook is balanced monthly with no discrepancies. The club account balance is reported at each General Membership meeting.
Happy Begg, Treasurer

Sunshine Report

Please keep the following folks in your thoughts and prayers: Dick & Shirley Fraser, Retta Gantt, JP Temple and Bobby Williamson.

Remember: call, write or send a card to someone who needs encouragement. We are "FAMILY" and it helps to be thought of and prayed about.

If you have any Sunshine concerns, please call or email the newsletter editor to add the name to our Sunshine Report.



Our 27 April, 2019 Club Meeting and tour to the Old 96 Swap Meet in Greenwood. Breakfast at Lizard's Thicket in Irmo, a roadside tech session, going down the road, Model A's at the Swap Meet and the ice cream stop at the end of the day.



The Palmetto A's, of MAFCA & MARC do not endorse or in any way approve or disapprove the use of any person or enterprise that advertises in The Spare Tire newsletter.

The Perfect Bow

By Peggy Gill

I overheard two Model A gentlemen who will remain nameless discussing their prowess at a recent event. "It went so slick," said one, "I got it the first time!" "Lucky you," replied the other. "I had to start from scratch three times, and it still doesn't feel right." Intrigued, I paused to listen closely. I turned my head just in time to see the first man grabbing his friend around the neck. "Maybe if you..." said the first man, as his hands twisted and tugged his friend's shirt collar and then at the loops on his bow tie to smooth the folds around his neck. Ahhh, so *that* is what they were discussing....the art of tying a bow tie!

For the Model A gentleman, one did not go out and about in public without a tie around his neck. A bow tie is a necessary accessory for formal wear, and can be a fun addition for casual fashions. However, tying the perfect bow takes practice to get it perfect. Some friends in the Model A hobby happened upon an expert who gave them the following step-by-step process in an effort to help their men "get it right." I thought I would share these steps for the rest of the men out there!



From a Spur Tie advertisement in The Saturday Evening Post 1928








The following information comes from Carrot and Gibbs, a maker of fine bow ties, made in the USA. Carrot and Gibbs was founded in Boulder Colorado in 1987. For more information about them and their products, please visit their website at www.carrotandgibbs.com.

So...take the time to read through the directions on the following page. Practice *does* make perfect! And gentlemen...please, *please* be gentle when helping a friend straighten or smooth his tie. Egos are at play here.

"A Tying Guide for Tying Times"

Source: Carrot and Gibb

IF YOU LIKE, HANG THIS GUIDE NEXT TO YOUR MIRROR...Then match your movements to those seen below. The illustrations appear as you would see yourself in the mirror. So when we say "left," we mean the "left" you see in the mirror.

1. Slide the unformed tie under your collar. Extend the end of the right 1" further than the end on the left.
 
2. Cross the long end over the short end. Then pass it back and up through the loop at your neck, making a loose, overhand knot. Gently tighten the knot so it fits snugly around your neck.
 
3. Fold the lower hanging end up and to the left, as shown. Make sure the unfolded end is hanging down over the front of the bow.
 
4. Pull the bow ends forward and gently squeeze them together, forming an opening behind them. Now, turn to the right and notice the opening you've created.
 
5. With your left thumb or forefinger push the wide, middle part of the tie and your finger up through the opening from left to right, taking care not to let the end of the of the tie pass all the way through the opening. Use your right hand to help pull the back loop through.
 
6. Your bow tie will be uneven at this point. Although a few bow tie enthusiasts purport a preference for this look, we suggest that some tightening is in order. This is where you fashion your own unique style: with a large knot or a small one; with dimpled bows or smooth...
 
7. Gently maneuvering, pull the loops and watch the knot grow smaller. Then, pull both flat ends and loops, lightly tugging up and down to straighten. This tightens the knot...and will smooth out the bow...and viola! Your bow is tied!
 

With a bit of practice, you'll give your bow tie the dash, the flair, the "je ne sais quoi" that is yours and yours alone. And always remember,

If at first you don't succeed, tie, tie, again!

Cook's Corner...

Best Ever Pecan Pie Bars

- Crust
- 1 1/4 cups (2 1/2 sticks) unsalted butter, room temperature
 - 6 tablespoons granulated sugar
 - 2 large eggs
 - 1 1/2 teaspoons pure vanilla extract
 - 2 1/4 cups all-purpose flour
 - 1/4 teaspoon baking powder
 - 1/8 teaspoon kosher salt

- Topping:
- 1/2 pound (2 sticks) unsalted butter
 - 1/2 cup light corn syrup
 - 1 1/2 cups light brown sugar, packed
 - 2 tablespoons heavy cream
 - 1 pound pecans, chopped
- Preheat the oven to 350 degrees F.

For the crust, beat the butter and granulated sugar in the bowl of an electric mixer fitted with a paddle attachment, until light, approximately 3 minutes. Add the eggs and the vanilla and mix well. Sift together the flour, baking powder, and salt. Mix the dry ingredients into the batter with the mixer on low speed until just combined. Press the dough evenly into an ungreased 9 X 13 X 2-inch baking sheet, making an edge around the edge like you would a pie crust. It will be very sticky; sprinkle the dough and your hands lightly with flour. Bake for 15 minutes, until the crust is set but not browned. Allow to cool.

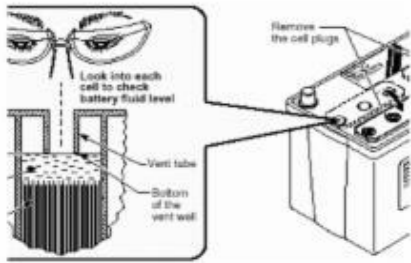
For the topping, combine the butter, corn syrup, and brown sugar in a large, heavy-bottomed saucepan. Cook over low heat until the butter is melted, using a wooden spoon to stir. Raise the heat and boil for 3 minutes. Remove from the heat. Stir in the heavy cream and pecans. Pour over the crust, trying not to get the filling between the crust and the pan. Bake for 20 to 25 minutes, or until the filling is set. Remove from the oven and allow to cool. Wrap in plastic wrap and refrigerate until cold. Cut into bars and serve.

Jim's Tech Tip

Water In The Battery???

=====

Yes, if your Model A battery has caps that you can remove to see inside, you need to add water to the cells on a regular basis. Charging the battery boils the water off while you drive. If the plates inside the battery are exposed to air, it ruins them and reduces your battery's storage capacity. So you need to check the water level about once a month.



Unfortunately the battery access plate in the front floorboard provides a small opening to work through. Not very easy to add water to each cell. I've tried pouring water in from above and just made a mess!

Here's my tip: Get a plastic syringe (100 to 150 cc) from a pharmacy or feed store and put a 6-8" piece of vacuum hose on the end of it. Pour some distilled water into a clean cup. Now draw water up into the syringe and use the hose end to squirt water into each battery cell, to bring the liquid level back up to the bottom of the vent well (see figure).



Remember that this is sulfuric acid in the battery. Don't splash it up by spraying the water into the cell too fast. Don't let the end of the hose go into the acid. Please wear safety glasses while working around a battery.

Copyright © 2019 Instructions99.com/02401

Have a Model A Day!
Jim Cannon

THE HEN HOUSE QUILT RAFFLE DRAWING 11 MAY, 2019

The Henhouse Ministry of Swansea has tickets for sale for this beautiful, one of a kind designed queen, National Championship T-shirt quilt/ The tickets are \$1.00 each.

You can purchase tickets the following ways:

1. Contact us by phone at 803-568-5499. Leave a message and we will return your call. We are only at The Henhouse on Wednesdays and messages will be checked each Wednesday.
2. Visit our Facebook page...The Henhouse Ministry. Make sure it is the one in Swansea, SC and it has a picture of a white house and you will find the quilt. You can leave a reply under the quilt and we will contact you or you can use Messenger.
3. You DO NOT have to be present to win and the winner will be notified by phone on May 11th at 1:15
4. We will draw for the quilt at our Open House and Bake Sale on Saturday, May 11th. Tickets will be on sale that day until 12:30
5. You can email us at thehenhouse@gmail.com
6. We have a PayPal account or we accept cash and checks. Our Mailing address is The Henhouse Ministry PO Box 203 Swansea SC 29160. We will fill out your ticket and we can send you a picture of the tickets you purchased. We will only need your name and a phone number to put on the tickets.



TOM MACK CLASSICS AUCTION 14 JUNE, 2019

Rare Model A's selling at public Auction- We are proud to offer 3 very special Model A's at our Mountaineer Auction on June 14 at Western NC Agricultural Center/Fairgrounds in Fletcher/Asheville, NC. We will offer a 1931 DeLuxe 2-door Phaeton, a late '31 restored "Budd Cab" all-steel Pickup Truck, and an A400 Convertible Sedan. Some other A's, as well as some 125 collector cars all selling in one day. Swap Meet, Flea Market, and car show on premises as well. We can sell your car! Check us out at www.tommackauctions.com and plan to join us in June as we head for the hills! Office phone 803-364-3322. Tom Mack Auctions



The Spare Tire


**Due date for submissions
for the April 2019 issue
is March 20th**

The Henhouse Ministry

A Non-Profit Christian Organization

1556 Whetstone Rd Hwy # 3
Swansea, SC 29160
803-568-5499

Wednesdays 9am-3pm



BRATTONS ANTIQUE AUTO PARTS



1606 BACK ACRE CIRCLE
MOUNT AIRY, MD 21771

Order # **800 255-1929**

Web: **brattons.com**

FREE 194 page illustrated MODEL A parts catalog
Catalog contains 3,200 Model A parts with full
descriptions and Picture of each part.

Supplying **Quality** by using over 90% U.S. parts
Serving the Model A restorer with parts since 1977



**For Over 50 Years
Antique &
Classic Auto
Owners have
chosen us**

Get a quote today

www.JCTaylor.com

1.888.268.4783

The World's Largest Selection of 1909-31 Ford Parts

Snyder's ANTIQUA AUTO PARTS

12925 Woodworth Rd. • New Springfield, OH 44443

Toll Free Ordering (888) 262-5712

or FAX (888) 262-5713

Order On-Line @ www.snydersantiqueauto.com



FREE Fully Illustrated CATALOG
\$10.00 outside the U.S., Canada, & Mexico

"ONE MILE AHEAD"
Smith and Jones
ANTIQUA AUTO PARTS
SPECIALIZING IN MODEL A AND MODEL T PARTS
60 Wisconsin St. W Columbia, SC 29170

Quality Parts • Same Day Shipping
• Established 1972 •

Order Desk 1-800-422-1928
1-803-822-4141 • Fax 1-803-822-8477
All Major Credit Cards Accepted



Davin E. Smith

Orders: www.snjparts.com
Email: snjparts@gmail.com

Pardee's Refrig. & Air Conditioning Inc.

* Since 1937 *

C. R. Pardee

1101 Miller Ave.
Columbia, SC 29203
(803) 779-2269

PO Box 3133
Columbia, SC 29230
Fax (803) 765-1558

TOM MACK

1-(888) TOM-MACK



P.O. Box 327 • PROSPERITY, SC 29127
TEL: (803) 364-3322 • FAX: (803) 364-2826
EMAIL: TMACK@TOMMACKCLASSICS.COM
WWW.TOMMACKCLASSICS.COM

Trading in Model A's since 1974.
Cell # 803-351-3695

ZAXBY'S



2320 Augusta Rd. • West Columbia • 803.739.1300
1759 S. Lake Dr. • Lexington • 803.996.6000
823 Hwy. 378 • Lexington • 803.785.4000

© 2015 Zaxby's Franchising, Inc. "Zaxby's" is a registered trademark of Zaxby's Franchising, Inc.



Benefits of National Club Memberships

Membership in MAFCA includes the following:

- A one year subscription to The Restorer, our award- winning bi-monthly magazine including free classified ads.
- The right to register and participate in all National and Regional MAFCA meets
- Voting privileges in National elections of officers and by-laws revisions
- Free classified advertising on the MAFCA web site and posting of photo of your car in the Photo Album section
- Technical advice to help restore your Model A and keep it in top shape

National MARC Membership Includes:

- Six issues each calendar year of our award-winning, international, bi-monthly Model 'A' News magazine.
- Includes detailed technical and Era fashion articles, Model A historical articles, coverage of National Meets and Region News, classified ads, and vendor ads - a great source of information for parts and services.
- From 64 to 72 pages each issue. Excellent quality coated paper with color, and black and white photography.

MAFFI Newsletter Minute, April 2019

What's new at the Museum?

The museum has recently been gifted with a very early - A-1276 - Light Delivery Model A by the family of Ron Rude from Quincy, CA. This is a very unique vehicle.

The May-June 2012 issue of the Model A News featured the Rude Early Delivery as part of the coverage of the MARC National Meet in San Diego. The vehicle has very low mileage, has a number of very early features and will be a great addition for the Museum. Mr. Rude's son has also forwarded all the files and information that his father accumulated so we will have a complete history of the restoration and other details.

Make every effort to attend this year's Model A Day on September 21st to see this and many other "Unique & Original" cars that will be featured. For more information on Model A Day, contact Jerry Morrissey: jertrudy@sbcglobal.net.

Thank you,

Marsha Quesnel, MAFFI Trustee

A World Magazine

A MAFCA Publication

Have you downloaded the most recent edition of A World Magazine? Click on the link, download the magazine and print! This is a great magazine with fun for all ages!

<http://www.mafca.com/downloads/Youth/A-World.pdf>



[CLICK HERE FOR MAFCA](#)

[MEMBERSHIP APPLICATION FORM](#)



To read the latest MAFCA Board Meeting Highlights, [Click here](#)



[CLICK HERE FOR MARC](#)

[MEMBERSHIP APPLICATION FORM](#)

The Palmetto A's is a not for profit organization with chapter affiliations with MAFCA and MARC. The organization is dedicated to the preservation and the restoration of the Model A Ford automobile and supports membership in the national organizations dedicated to the same purpose. Palmetto A's is one of the oldest Model A Clubs in the nation, having been active for over 58 years. Monthly meetings are generally held the third Saturday of the month, time and location announced in **The Spare Tire**, the club's monthly newsletter. Palmetto A's membership dues are \$25 per year. Members are encouraged to join the following national clubs:

- Model A Ford Club of America.
Annual dues are \$50 and include a subscription to **The Restorer Magazine** from MAFCA, 250 South Cypress St., La Habra, CA 90631 and
- Model 'A' Restorers Club
Annual dues are \$45 and include a subscription to the **Model 'A' News Magazine** from MARC, 6721 Merriman Road, Garden City, MI 48135



Down the Road

Is there a destination to which you would like to drive your Model A? Is there a lunch spot to which you would like to drive your Model A? Call or email Cheryl and Danny Austin at 803-351-5687, daustino02@sc.rr.com. They are looking for your ideas and input!

Palmetto A's Schedule for 2019

May 18 - Magnolia Farms and Old McDonald Fish Camp, North Augusta, SC

June 21-22 Palmetto A's Annual Swap Meet

July 20-21 - Aunt Sue's Country Corner Restaurant in Pickens, SC for lunch with a side trip to Caesar's Head State Park and Pretty Place
This will be an over night event.

August 17 - McCaskill's Farm Restaurant in Rembert, SC

September 21 -

October 19 - Wayne Areheart's fish/hunt club for Beaufort Stew

November 16 -

December 14 - Christmas Party, 11:30 am at Miller's Bread Basket in Blackville



Other Events of Interest

(details on National Club Websites & Magazines)

May 20 - 23 [MARC National Tour](#), Elkins, WV

June 14-15 [Mountaineer Antique Auto Club](#) 52nd Anniversary Auto Show in Fletcher, NC

August 4 - 10 [MARC 2019 National Meet](#) in Dearborn, Michigan

September 21 International Model A Day

September 21 [Model A Day at the Gilmore Museum in Hickory Corners, MI](#)

October 7-11 [Canyonlands Hub and Spoke Tour](#) of the Redrock Canyonlands of Southern Utah and Northern Arizona, based in Kanab, Utah

October 9 - 12 [Hershey Swap Meet](#)

October 17 - 20 [Charlotte Auto Fair](#)

December 5-8 MAFCA National Awards Banquet in Claremont, CA



Palmetto A's have been invited..

September 13-14 - International Model A Day Tour and Poker Run sponsored by Shade Tree A's. **This is an over-night event.** Flyer and registration form was attached to your email of this newsletter. For those that get hard mail copy of the newsletter, contact Twila Cockerill at 803-446-5803 for the form.

